



To: Interested Parties
 From: Chris Keating, *Keating Research*
 Curtis Hubbard, *OnSight Public Affairs*
 Jake Martin, *Martin Campaigns*
 Date: October 17, 2019
 Re: **Keating–OnSight–Martin (KOM) Colorado Poll™ October 2019**

Keating Research, OnSight Public Affairs and Martin Campaigns have once again teamed up on the **Keating–OnSight–Martin (KOM) Colorado Poll™** which provides informative, accurate results using live-interviewer telephone surveys and was Colorado’s most accurate in the 2018 Colorado Gubernatorial race and in the 2016 Colorado Presidential. The new **Keating–OnSight–Martin (KOM) Colorado Poll™** conducted October 10-14, 2019, is the most recent installment in our effort to track voter attitudes toward President Trump, Colorado U.S. Senator Cory Gardner and notable political events.

On the Impeachment of President Trump

A majority 54% of Colorado voters support the *impeachment inquiry* that Congress initiated in late September into the allegations of misconduct by President Trump, while 43% oppose the inquiry. Support for the impeachment inquiry is hyper-partisan with 9-of-10 Democrats supporting the impeachment inquiry and 9-of-10 Republicans opposing it. *In the middle* - Unaffiliated voters support the impeachment inquiry by nearly 2-to-1 (61% support to 34% oppose).

Colorado voter attitudes toward impeaching Trump and removing him from office are more divided with a 48% plurality saying that President Trump should be *impeached and removed from office* and 44% saying he should not. In contrast - a majority 56% of voters in suburban Arapahoe / Jefferson Counties say Trump should be impeached and removed from office.

President Trump’s Report Card: D+

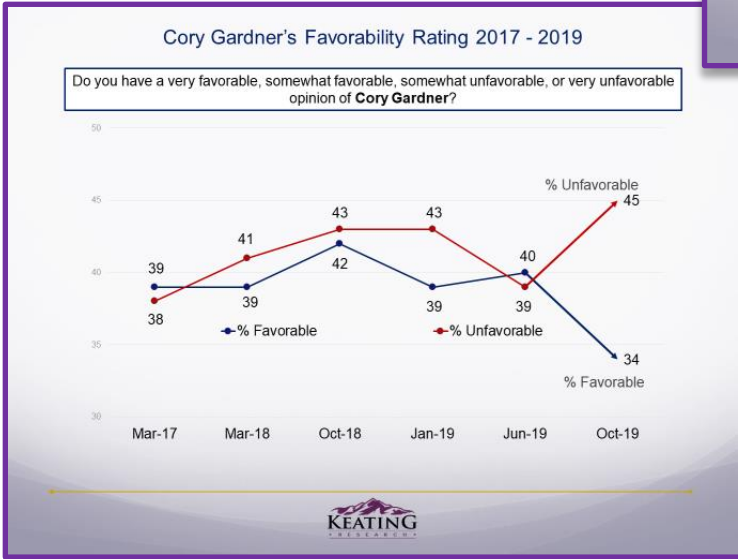
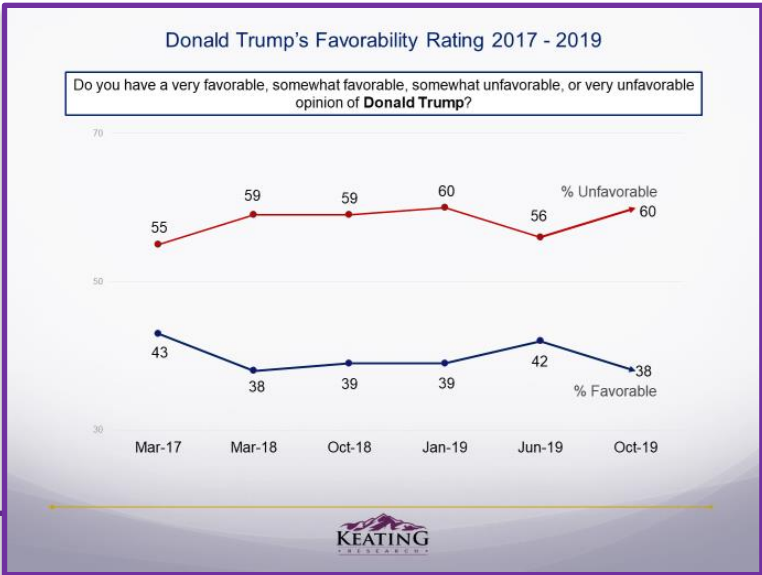
A majority 54% of Colorado voters give Trump a D or F grade for the job he is doing as President of the United States, while the minority 36% give him an A or B. Nearly half (45%) of Colorado voters give President Trump an F, and President Trump’s overall grade point average today - at the tail end of the 3rd year of his Presidency is a D+ (1.6).

President Trump Job Rating	Oct 2019	June 2019	Jan 2019	Mar 2018	Mar 2017
GPA (Grade)	1.6 (D+)	1.8 (C-)	1.6 (D+)	1.5 (D+)	1.7 (C-)

Trump Report Card	
Grade	Oct 2019
A	22%
B	14%
C	9%
D	9%
F	45%
GPA: 1.6 (D+)	

Donald Trump Is Now Less Likeable

The poll shows that President Trump’s attempt to convince the leader of Ukraine to investigate the Biden’s does not sit well with Colorado voters. In this poll, Trump’s 60% unfavorable rating is at the highest level since he’s been in office – and an increase of 4 points from our June poll, while only 38% of Colorado voters are favorable toward him.



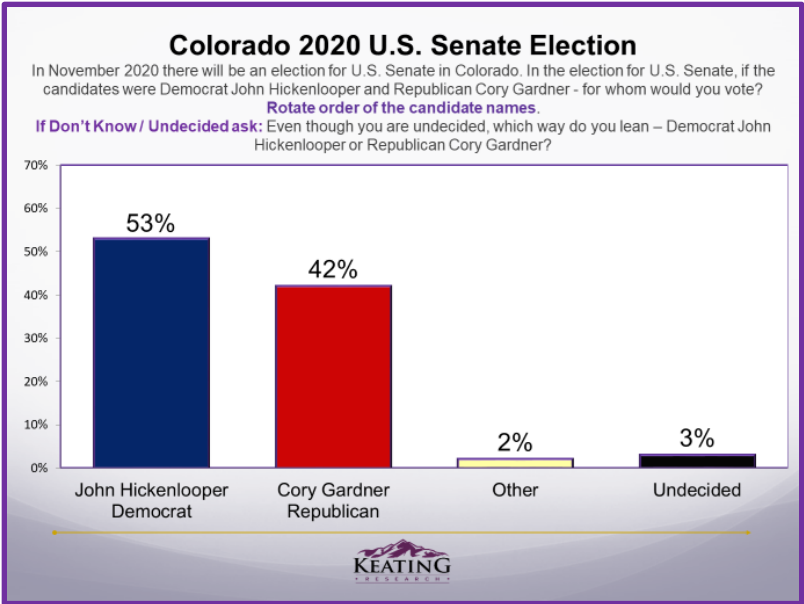
Senator Gardner’s Fate is Intertwined with President Trump

Colorado U.S. Senator Gardner’s favorability is at an all-time low for the KOM Colorado Poll. In this most recent poll, Gardner is underwater with Colorado voters by 11 points - just one-third (34%) of Colorado voters hold a favorable view of him while 45% are unfavorable. Trump casts a huge shadow onto Gardner, but Gardner’s trouble begins with his own Republican party - only 57% of Republican voters hold a favorable view of him.

Compare Gardner’s -11 point favorability gap to the top polling challenger in the U.S. Senate race - John Hickenlooper with +16 points favorability (51% favorable – 35% unfavorable). And, even in the midst of Democratic primary election, 76% of Democratic voters are favorable toward John Hickenlooper.

The Colorado U.S. Senate Race

In previous memos we’ve mentioned that Gardner faces a difficult re-election. Today - in a match-up between Republican, Cory Gardner and Democratic candidate, former Governor John Hickenlooper – Hickenlooper has a double-digit lead of 11 points – 53% Hickenlooper and 42% Gardner, while very few Colorado voters have yet to make up their mind in this race (3% undecided).



Hickenlooper leads by nearly 2-to-1 with the key groups that are likely to determine the winner in the 2020 election: Unaffiliated voters (58% Hickenlooper – 33% Gardner), Suburban Arapahoe / Jefferson Counties (60% Hickenlooper – 33% Gardner), College Educated voters (59% Hickenlooper – 34% Gardner), Hispanic / Latinos (61% Hickenlooper – 34% Gardner), and Women Age 18-49 (63% Hickenlooper - 31% Gardner).

Keating Research is recognized by Democrats and Republicans alike as providing extremely accurate polling in Colorado. These KOM Colorado Poll results are based on a sample of 500 live-interviewer telephone surveys statewide, including 70% cell-phone interviews and 30% land-line interviews, among active voters statewide in Colorado. The active voters in this survey were randomly selected from a list of registered voters who voted in November 2016, November 2017 or November 2018, or registered to vote since November 2018. The poll was conducted from October 10-14, 2019 by Keating Research. The worst case margin of error at the 95% level for the sample of 500 is plus or minus 4.4%.